

Snap-In Receptacles

2 Pole, 3 Wire Grounding
15A 125V



Snap-In Receptacles


FEATURES

- Heavy spring brass contacts integral with terminals.
- Smooth, thermoset face resists scratching.
- Quick connect terminals are standard 0.25" (6.35mm).
- Wire leads are 6" (152.4mm) long, 105°C, #14 line, #16 grounding, pre-stripped 0.75" (19.05mm).
- Slotted terminals are lay-in design ready for solder.
- Integral snap-in clamps accept 0.032" (0.794mm) to 0.070" (1.778mm) range of panel thicknesses.†
- Cut out for 67 is 0.77" (19.56mm) x 1.07" (27.18mm).


Square

Description	Color	Quick Connect with Screw Terminal Grounding		Catalog No. Quick Connect with Wire Lead Grounding		Parallel Quick Conn.
		Solder	Wire Leads	Wire Leads	Wire Leads	
Single/Fiber Back & Steel Clips	Black White	—	—	—	67-21BK	—
Single/Plastic Back & Clips	Black White	67BK 67W	—	—	67-3W**	67-7BK*
Single/Fiber Back & Steel Clips	Black	67-01BK*	—	67-31BK*	—	—
Plug	Black	—	4049BK	—	—	—
	Black	—	—	—	4049-2BK*	—

*Not NOM
†For special panel thicknesses, consult factory
**By Special Order

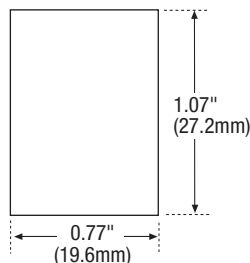


67-21



67

Panel Cutout 67



Panel Thickness **0.032" - 0.070"**

INDUSTRIAL
COMMERCIAL
RESIDENTIAL

A-20 STRAIGHT BLADE RECEPTACLES

TESTING & CODE COMPLIANCE

- UL Listed to 498 (file no. E15058).
- CSA (file no. 6914 (6233-01)).
- Meets all CSA requirements, C22.2 no. 42.
- NOM certified, except as noted.

MATERIAL CHARACTERISTICS

Meets flammability requirements per UL 94, VO rated.
Temperature Rating: -40°C to 65°C.